

SPROUTS



a newsletter exclusively for 5-12 year olds in Growing Up MidWest

Fall 2022

Celebrate the Holiday Season with MidWest America

Fantasy of Lights is a Northeast Indiana Christmas tradition and we want to give your family the opportunity to see this year's outdoor display for free! The personal vehicle price is normally \$10, but we are offering **one pass** to each Growing Up MidWest family at **no charge**.

This 2-mile route through Fort Wayne's Franke Park has something new to see each year. There will be 8 additional displays for the 2022 season. Fantasy of Lights is open nightly through December 31st, so you can pick the best night for you to see the amazing light displays.

Each family that signs up for their free pass will automatically be entered to win a **Cozy Night at Home Gift Basket** filled with all the makings for a fun evening at home with the family! You can receive a **BONUS** entry in the drawing if you can name either of the long-time MidWest America sponsored light displays at the Fantasy of lights. You may provide either the name of the Christmas movie it highlights or provide a description of a key feature from the display.

Hurry, this offer is only available to the first 100 Growing Up MidWest members and their families. **To reserve your pass, have your parent or guardian call our Marketing Department at 260-482-3334 ext. 5800 or toll-free at 800-348-4738 ext. 5800. You will need to indicate the MidWest America branch where you would like to pick up your pass. All reservations for Fantasy of Lights passes must be made by Friday, December 2nd. Passes will be available for pick up at your preferred branch beginning December 7th.**

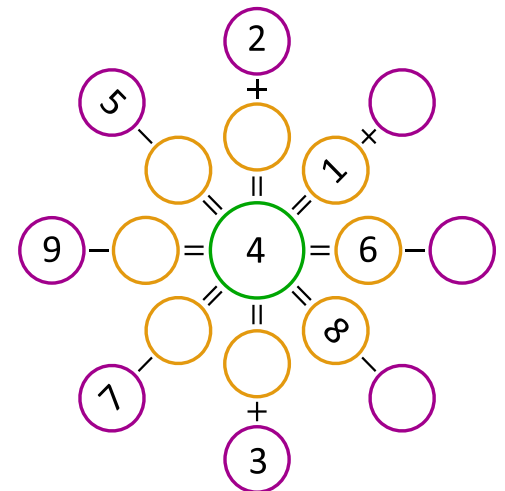


Thank You for Growing with Us

Did you know that by keeping your money at MidWest America you are helping yourself and other people? You are helping yourself because you are getting in the habit of saving. It's a good habit to have because saving now means you can buy what you want later. You are also helping other people. That's because the money you save at the Credit Union - along with money from other members - is used for loans. People need loans for things they need, but can't pay for it all at once. These are things like cars and houses that they pay for each month.

Your money is safe in the Credit Union. We keep track of how much you have in your account and you can get it when you need it. Thank you for being part of MidWest America and for growing with us!

Solve the task



Congrats to these *Borrowing Money Contest* winners who received a \$50 Visa Gift Card:

Hannah Disbro
Ethan Dumont
Carter Hamblin
Rowan Lothridge
Lillian Neff

Adisyn Radecki
Aubree Roberts
Lukas Stemmler
Hannah Rumbower



Turning Old Pumpkins into a Pumpkin Bird Feeder


Before tossing your old pumpkins into the trash, think about using them to make a bird feeder. Birds are so much fun to watch. This fall, with the help of your mom or dad, you can make this quick and easy pumpkin bird feeder.

Supplies Needed:

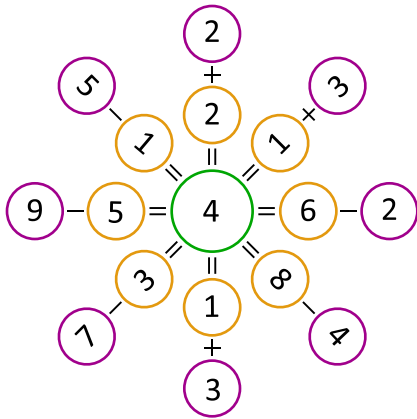
- Small pumpkin
- Knife
- Spoon
- Two wooden dowels
- Wire or strong twine
- Birdseed

How To Make:

1. With help from your mom or dad, cut off the top of the pumpkin using a knife.
2. Using a large spoon, scoop out the seeds and pulp.
3. Take a dowel and poke into the pumpkin a few inches down from the top edge. Push it straight out through the opposite side of the pumpkin. Repeat with the second dowel rod so it crosses just under the first dowel. See the illustration for placement.
4. Cut the wire or twine into four equal lengths. Wrap the wire or tie the twine around each of the dowels. Bring the four pieces of wire/twine together above the pumpkin. If using wire, twist strands together to form a hook. If using twine, tie the four loose ends together in a large knot at the top for hanging your feeder.
5. Fill your pumpkin with birdseed and hang in your yard. If you want, you can poke several small holes in the bottom of your pumpkin to let the rainwater drain out.



Puzzle Answer Key



Wrap Eco-Friendly This Holiday Season

Did you know that Americans throw away an additional 5 million tons of trash (25% more than usual) between Thanksgiving and New Year's Eve? Try some of these eco-friendly wrappings and embellishments to help save the environment and add a new element of fun to your gift giving.

- For gifts, use a cloth bag or a bag made from sturdy paper so it can be reused.
- Choose baskets or hatboxes as another reusable container.
- If giving kitchen utensils, put them in an oven mitt or wrap in a kitchen towel.
- Also consider wrapping presents in materials, which would otherwise be thrown away, such as old maps, newspapers, magazine pages, and brown bags.
- Hang jewelry, such as necklaces, bracelets, and earrings, directly on the Christmas tree.
- Use reusable raffia, fabric ribbons and bows, shoestrings, and measuring tapes to tie up your presents.
- Use holly sprigs, pine cones, or fir branches to embellish presents.

